



ACCESSORIES FOR

FURNITURE

● Soft Roller ● Conceal Slide ● Ball Bearing

THE MODERN ACCESSORIES

FOR FURNITURE

Dekson furniture accessories series consist of quality product dedicated to enhance the function of your furniture. Made from quality materials, Dekson furniture accessories are guaranteed to make every piece of furniture from drawers to cupboards operate safely and smoothly. Aside of the superior mechanical function, Dekson furniture accessories also offer aesthetic edges that reinforce the design of your furnitures.

Table of Contents :

FURNITURE HINGE	03 - 05
------------------------	----------------

FURNITURE SLIDING ACCESSORIES	06 - 07
--------------------------------------	----------------

Furniture Soft Roller	- 06
Furniture Conceal Slide (Slow Motion)	- 06
Furniture Ball Bearing	- 07

FURNITURE HANDLE ACCESSORIES	08 - 10
-------------------------------------	----------------

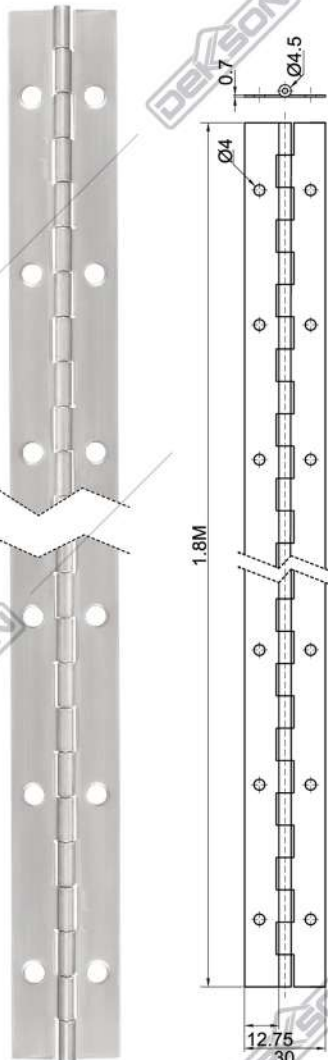
Furniture Handle	- 08
Furniture Lock	- 09
Furniture Accessories	- 10

DEKSON reserves the rights to change the design & technical specifications of the products or to make additions or improvements without any notification. If you must form a complete sets for engineering. Please contact the local distributor or our company to inquire about the accurate sizes, or measure according to the sizes of the object itself.

HINGE



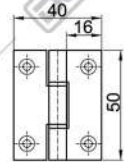
FURNITURE HINGE



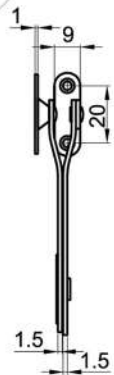
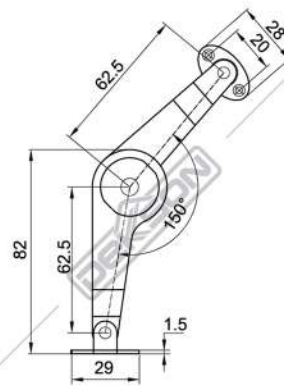
ESS EL 1.80M SSS



ESS 63x40x1.5MM 4NR SSS
Capacity (max) : 20 KG / pair



ESS 50x40x1 5MM 2NR SSS
Capacity (max) : 15 KG / pair

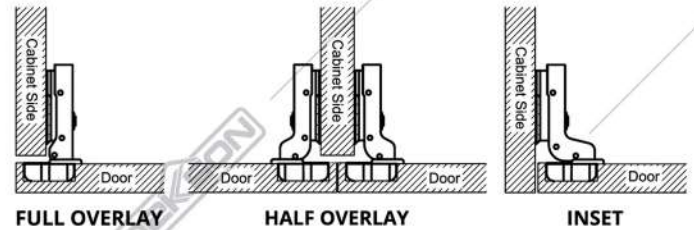


ES SL 5" CP
Available : • ES SL 9" CP
• ES SL 5" SSS (SUS 304)
• ES SL 9" SSS (SUS 304)



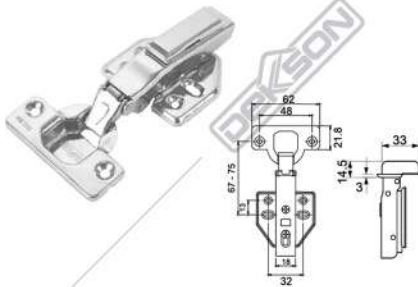
Concealed furniture hinge is popular on frameless European style cabinet. It create seamless look as the hinge isn't visible from outside. Use Inset Hinge to show cabinet frame, Overlay Hinge to cover the cabinet frame, and Half-Overlay Hinge for cabinet doors that share a single frame.

ILLUSTRATION

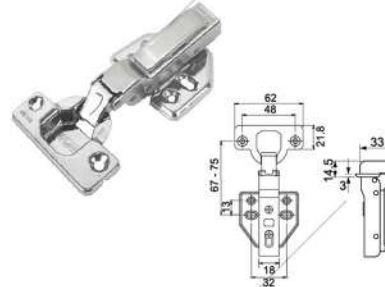


STAINLESS STEEL SUS 304

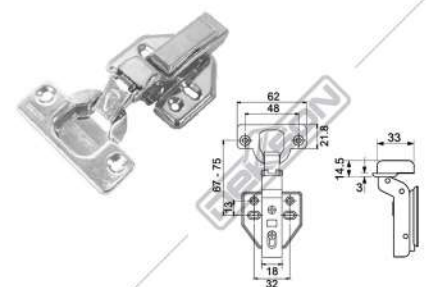
Capacity (Max) : 7 kg/pair



**HYD 304 ES SD101
FULL OVERLAY PSS**



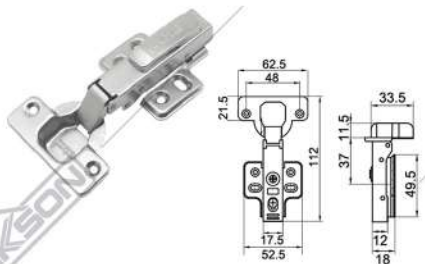
**HYD 304 ES SD101
HALF OVERLAY PSS**



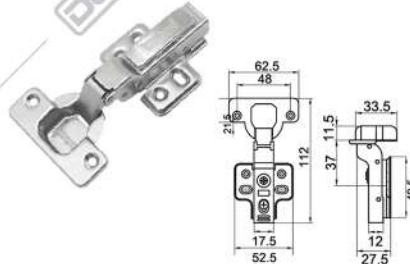
**HYD 304 ES SD101
INSET PSS**

GALVANIZED STEEL

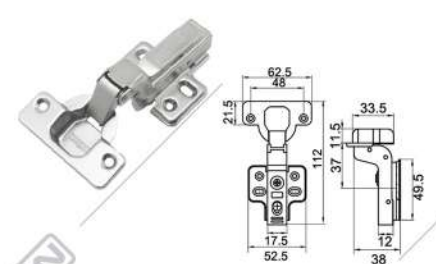
Capacity (Max) : 7 kg/pair



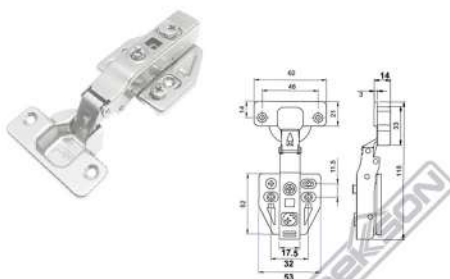
**HYD ES SD 01
FULL OVERLAY CP**



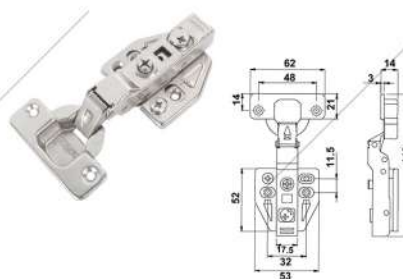
**HYD ES SD 01
HALF OVERLAY CP**




**HYD ES SD 01
INSET CP**



**HYD ES SD D8917 3D ADJ
FULL OVERLAY CP**



**HYD ES SD D8917 3D ADJ
HALF OVERLAY CP**



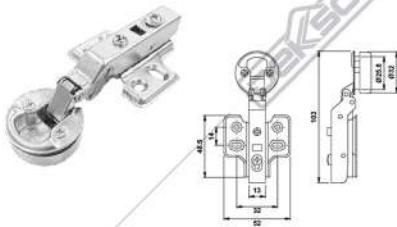
**HYD ES SD D8917 3D ADJ
INSET CP**



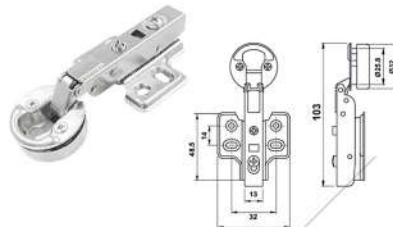
Furniture hinges for glass are essential elements for cabinets with glass doors. With a minimalist design, they create a modern look for glass cabinet installations.

GALVANIZED STEEL FOR GLASS

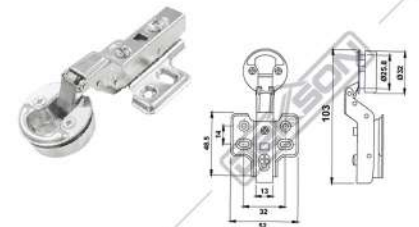
Capacity (Max) : 7 kg/pair



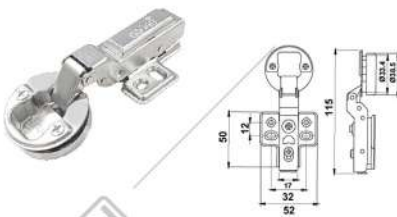
HYD ES SD GLASS D8512
26MM FULL OVERLAY CP



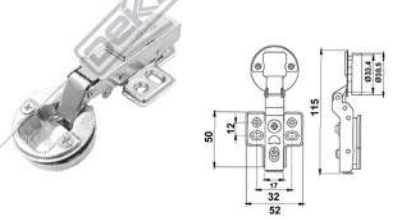
HYD ES SD GLASS D8512
26MM HALF OVERLAY CP



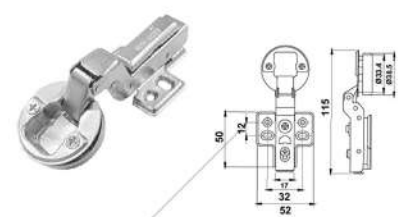
HYD ES SD GLASS D8512
26MM INSET CP



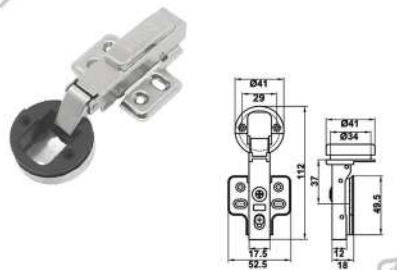
HYD ES SD GLASS D8712
35MM FULL OVERLAY CP



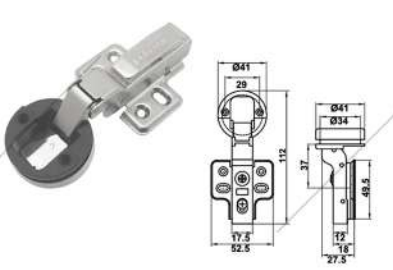
HYD ES SD GLASS D8712
35MM HALF OVERLAY CP



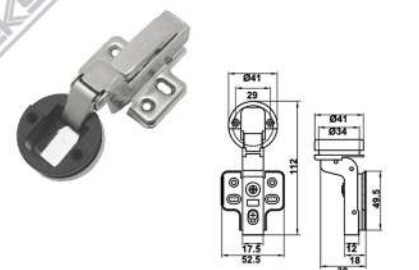
HYD ES SD GLASS D8712
35MM INSET CP



HYD ES SD GLASS D35
FULL OVERLAY CP



HYD ES SD GLASS D35
HALF OVERLAY CP



HYD ES SD GLASS D35
INSET CP

FURNITURE SLIDING ACCESSORIES

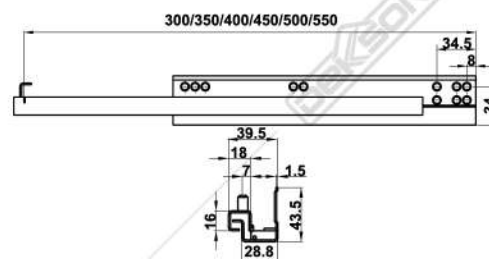


FURNITURE CONCEAL SLIDE (SLOW MOTION)



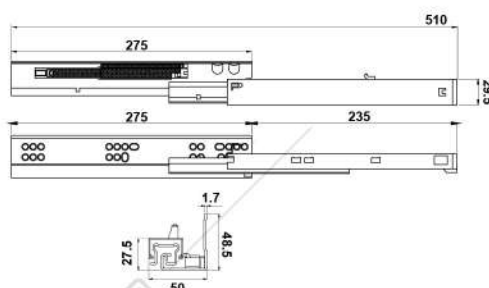
FCS 300MM DOUBLE EXT SLOW MOTION GALV

- Available :
- 350MM DOUBLE EXT SLOWMOTION GALV
 - 400MM DOUBLE EXT SLOWMOTION GALV
 - 450MM DOUBLE EXT SLOWMOTION GALV
 - 500MM DOUBLE EXT SLOWMOTION GALV
 - 550MM DOUBLE EXT SLOWMOTION GALV



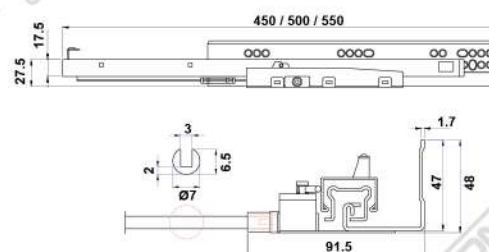
FCS 300MM DOUBLE EXT PUSH OPEN&CLOSE GALV

- Available :
- 350MM DOUBLE EXT PUSH OPEN&CLOSE GALV
 - 400MM DOUBLE EXT PUSH OPEN&CLOSE GALV
 - 450MM DOUBLE EXT PUSH OPEN&CLOSE GALV
 - 500MM DOUBLE EXT PUSH OPEN&CLOSE GALV
 - 550MM DOUBLE EXT PUSH OPEN&CLOSE GALV



FCS 450MM DOUBLE EXT PUSH OPEN & CLOSE WITH STABILIZE GALV

- Available :
- 500MM DOUBLE EXT PUSH OPEN&CLOSE WITH STABILIZE GALV
 - 550MM DOUBLE EXT PUSH OPEN&CLOSE WITH STABILIZE GALV

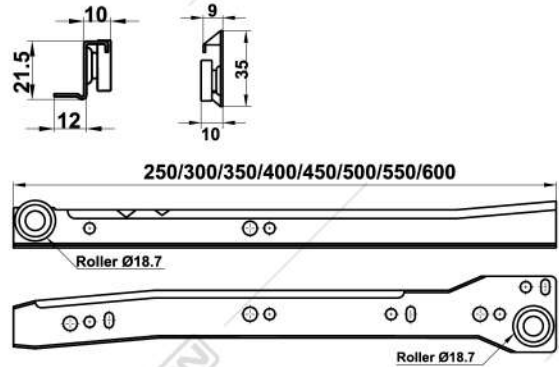


FURNITURE SOFT ROLLER



FSR 250MM WH

- Available :
- 300MM WH
 - 350MM WH
 - 400MM WH
 - 450MM WH
 - 500MM WH
 - 550MM WH
 - 600MM WH

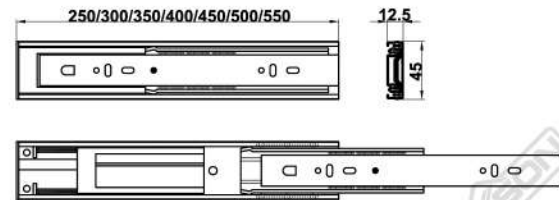


FURNITURE BALL BEARING



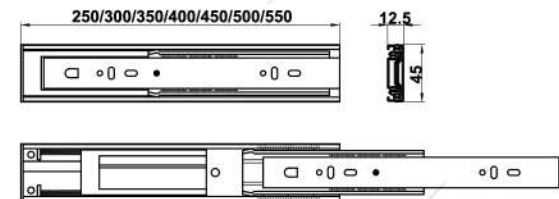
FBF 250MM SLOWMOTION GALV

- Available :
- 300MM SLOWMOTION GALV
 - 350MM SLOWMOTION GALV
 - 400MM SLOWMOTION GALV
 - 450MM SLOWMOTION GALV
 - 500MM SLOWMOTION GALV
 - 550MM SLOWMOTION GALV



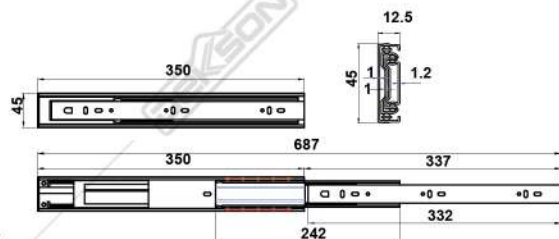
FBF 250MM SLOWMOTION BLACK

- Available :
- 300MM SLOWMOTION BLACK
 - 350MM SLOWMOTION BLACK
 - 400MM SLOWMOTION BLACK
 - 450MM SLOWMOTION BLACK
 - 500MM SLOWMOTION BLACK
 - 550MM SLOWMOTION BLACK



FBF 35300MM SLOW MOTION BLACK

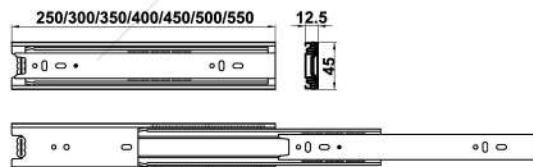
- Available :
- 35350MM SLOWMOTION BLACK
 - 35400MM SLOWMOTION BLACK
 - 35450MM SLOWMOTION BLACK
 - 35500MM SLOWMOTION BLACK
 - 35550MM SLOWMOTION BLACK





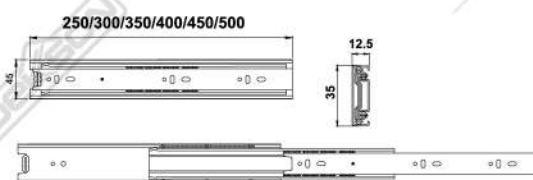
FBB 250MM STANDARD BLACK

- Available :
- 300MM STANDARD BLACK
 - 350MM STANDARD BLACK
 - 400MM STANDARD BLACK
 - 450MM STANDARD BLACK
 - 500MM STANDARD BLACK
 - 550MM STANDARD BLACK



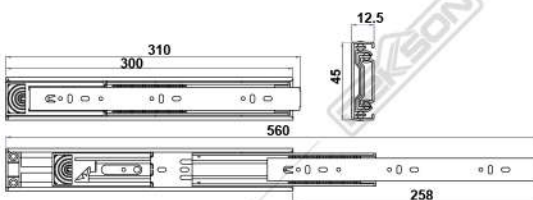
FBB 35300MM STANDARD BLACK

- Available :
- 35400MM STANDARD BLACK
 - 35350MM STANDARD BLACK
 - 35450MM STANDARD BLACK
 - 35500MM STANDARD BLACK




FBB 300MM PUSH OPEN&CLOSE BLACK

- Available :
- 350MM PUSH OPEN&CLOSE BLACK
 - 400MM PUSH OPEN&CLOSE BLACK
 - 450MM PUSH OPEN&CLOSE BLACK
 - 500MM PUSH OPEN&CLOSE BLACK

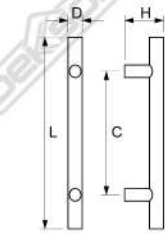
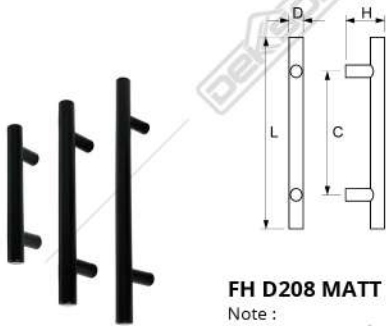


Dekkson furniture conceal slide offer seamless look, as the slide is essentially invisible from sight. Dekkson furniture ball bearingis furnished with self-closing feature, with choices between standard self-closing and slow motion self closing.

FURNITURE HANDLE ACCESSORIES



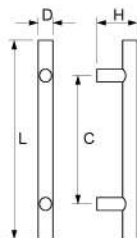
FURNITURE HANDLE



FH D208 MATT BLACK

- Note :
- L : Length
 - C : C to C (As)
 - D : Diameter
 - H : High
 - Material : SUS 304

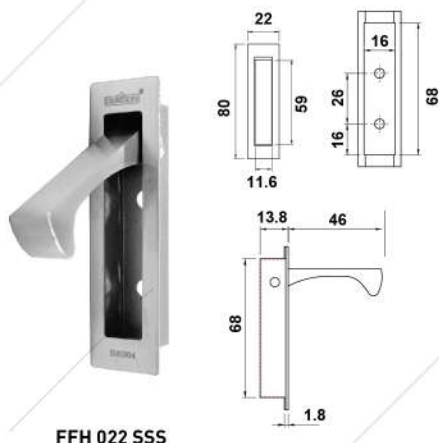
TYPE	SIZE (MM)			
	L	C	D	H
FH D208 12X100x64MM	100	64	Ø10	32
FH D208 12X150x96MM	150	96	Ø10	32
FH D208 12X200x128MM	200	128	Ø10	32



FH D108 SSS

- Note :
- L : Length
 - C : C to C (As)
 - D : Diameter
 - H : High
 - Material : SUS 304

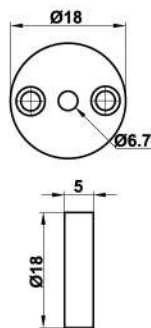
TYPE	SIZE (MM)			
	L	C	D	H
FH D108 10X100MM SSS	100	64	Ø10	32
FH D108 10X120MM SSS	120	64	Ø10	32
FH D108 10X150MM SSS	150	96	Ø10	32
FH D108 10X200MM SSS	200	128	Ø10	32
FH D108 10X250MM SSS	250	160	Ø10	32
FH D108 12X120MM SSS	120	64	Ø12	35
FH D108 12X150MM SSS	150	64	Ø12	35
FH D108 12X200MM SSS	200	128	Ø12	35
FH D108 12X250MM SSS	250	160	Ø12	35
FH D108 12X300MM SSS	300	192	Ø12	35
FH D108 12X350MM SSS	350	255	Ø12	35
FH D108 12X400MM SSS	400	288	Ø12	35
FH D108 12X450MM SSS	450	320	Ø12	35
FH D108 12X500MM SSS	500	360	Ø12	35



FFH 022 SSS



BP D800 SSS



FFH 002 SSS



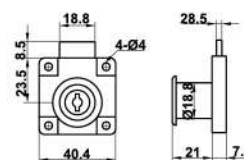
FURNITURE LOCK



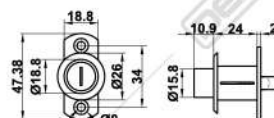
Small, yet very safe. Dekkson high quality furniture locks are the dependable choices to secure your furniture. With multiple variants to suit your need in every type of furniture.



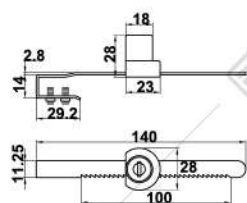
DL 138



PL 105 CP

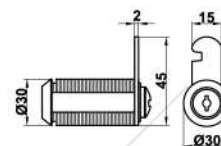


KG 001 CP



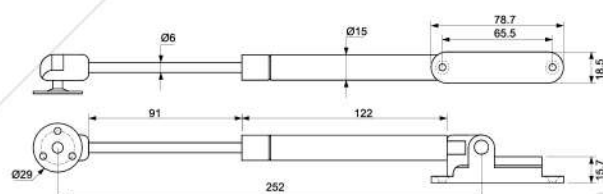
CL 103 30MM CP

AVAILABLE :
CL 103 20MM CP
CL 103 25MM CP



FURNITURE ACCESSORIES

**SPRING SUPPORT 8152 - 100N SILVER
(WITH SOFT CLOSER)**





AVAILABLE AT :

